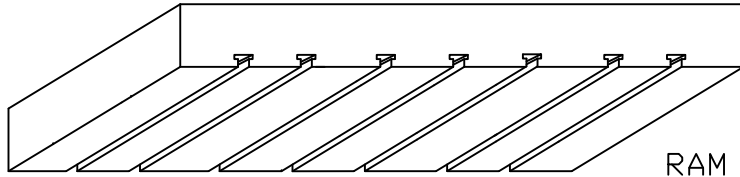
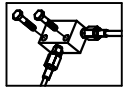
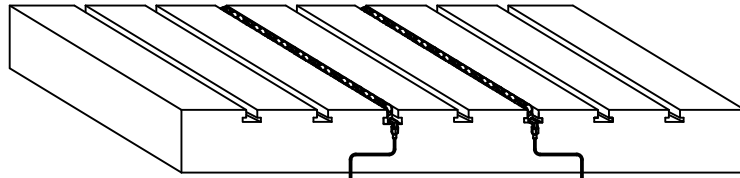
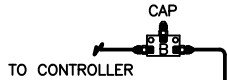


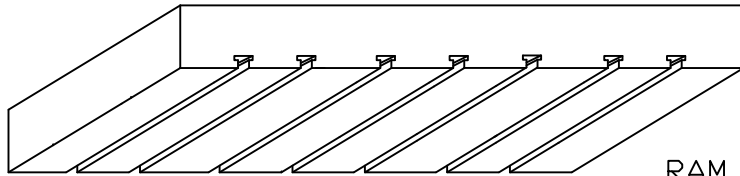
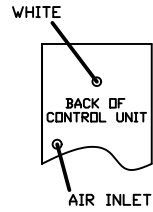
Mounting Example



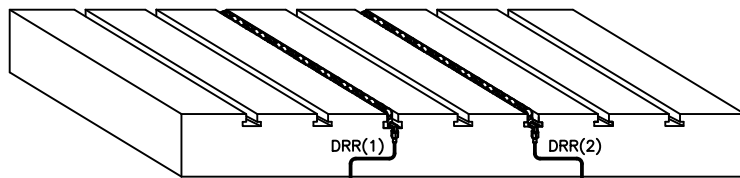
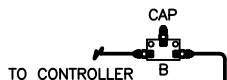
RAM



BOLSTER



RAM



BOLSTER



DI-2DL INSTALLATION KIT

ILLUSTRATION	QTY	PFA-ICC P/N	DESCRIPTION
B	3	HC14849	MANIFOLD, FULL ASSY
	BOM (EACH)		
	1	HB10880 FF00019 FF01835	MANIFOLD CONNECTOR, STRAIGHT CAP, 37° FLARE
E	2	FA80200	1/4"-20 HEX SCREW x 1 1/4" LONG
	8	FA05788	JIFTY CLIP (NOT SHOWN)
F	8	FA30406	1/4"-20 WTHD SCREW x 3/8" LONG (NOT SHOWN)

ILLUSTRATION	QTY	PFA-ICC P/N	DESCRIPTION
			NOTE: HOSE AND LOOSE FITTINGS SHIPPED IN BULK HOSE ASSEMBLY/ FABRICATION BY CUSTOMER AT THEIR FACILITY XX = LENGTH IN INCHES
DRM-XX	1	14489-XX	XX =
DRMR(1)-XX	1	14489-XX	XX =
DRR(1)-XX	1	14489-XX	XX =
DRR(2)-XX	1	14489-XX	XX =
NOTE: WHEN SHIPPING BULK HOSE AND FITTINGS, SEND THE FOLLOWING QUANTITY OF ITEMS: HOSE, PART #HO14500, 45 FEET FITTINGS, PART #FF14502, 10 PIECES			
HOW TO MEASURE HOSE LENGTHS: 			
IMPORTANT! LEAVE ROOM FOR PRESS AND CLAMP MOVEMENT!			

DI-2DL

HEM 9-22-14, REV. A, ADD BULK HOSE, ECN 814-358		PFA, INC. N118 W18251 BUNSEN DRIVE, GERMANTOWN, VI. 53022 262-250-4410, 262-250-4409 (Fax), pfa-inc.com
	HEM 6-16-09	
	SCALE N.T.S.	INSTALLATION KIT
	SHEET 1 of 1	DRAWING NUMBER DI-2DL