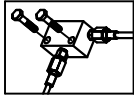
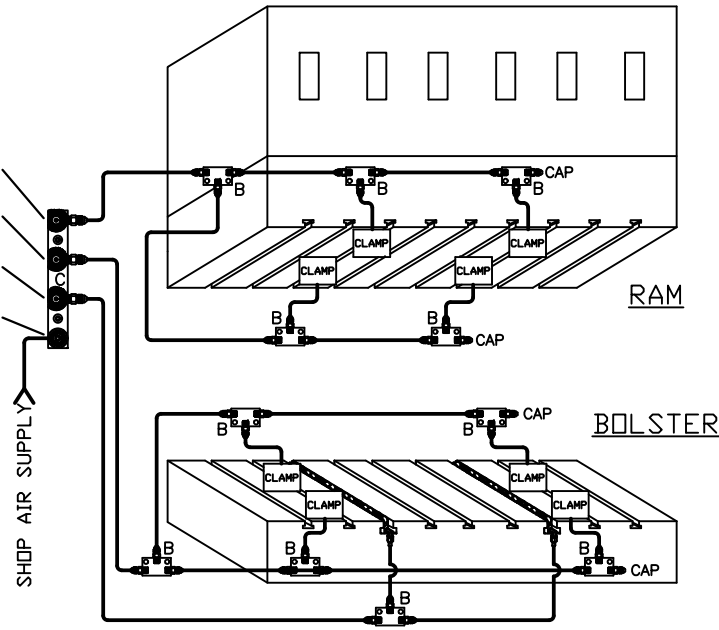
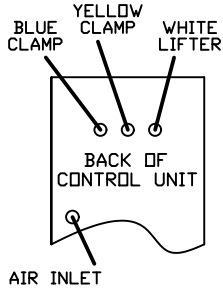


MOUNTING EXAMPLE



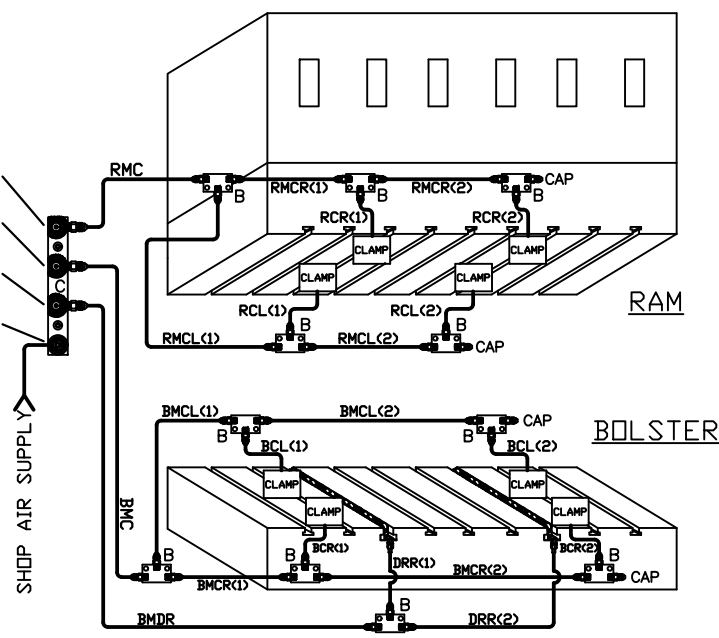
TO CONTROLLER BLUE CLAMP (ZONE 1)
 TO CONTROLLER YELLOW CLAMP (ZONE 2)
 TO CONTROLLER WHITE LIFTER (ZONE 3)
 TO CONTROLLER AIR INLET



RAM MAIN CLAMP (RMC)

TO CONTROLLER BLUE CLAMP (ZONE 1)
 TO CONTROLLER YELLOW CLAMP (ZONE 2)
 TO CONTROLLER WHITE LIFTER (ZONE 3)
 TO CONTROLLER AIR INLET

BOLSTER MAIN CLAMP (BMC)



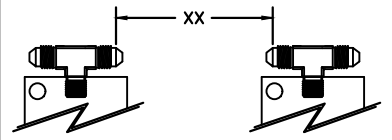
DI-4L4L-2DL-R INSTALLATION KIT

ILLUSTRATION	QTY	PFA-ACC P/N	DESCRIPTION
B	11	HC14649	MANFOLD, FULL ASSY
	BOM (EACH)		
	1	HB10680 FF00019 FF01835	MANFOLD CONNECTOR, STRAIGHT CAP, 37° FLARE
	2	FAB0200	1/4-20 HEX SCREW x 1 1/4" LONG
C	1	HL02711	MANFOLD, FULL ASSY
	BOM (EACH)		
	1	HB02710	MANFOLD CONNECTOR, 1/8M x JIC
	3	FF00019	CONNECTOR, 1/8M x 1/8M
	3	FF00024	CONNECTOR, ODC MALE
	1	FF01825	CONNECTOR, AIR CPLR
	2	Z214793	STICKER, BLUE
2	Z214794	STICKER, WHITE	
2	Z214792	STICKER, YELLOW	
	3	FF01835	CAP, 37° FLARE
	2	FA30424	1/4-20 BUTT HD SCREW x 1 1/2" LONG
D	10	FA06237	DOUBLE JIFFY CLIP (NOT SHOWN)
E	20	FA05766	JIFFY CLIP (NOT SHOWN)
F	30	FA30406	1/4-20 BTHD SCREW x 3/8" LONG (NOT SHOWN)

ILLUSTRATION	QTY	PFA-ACC P/N	DESCRIPTION
			NOTE: HOSE AND LOOSE FITTINGS SHIPPED IN BULK. HOSE ASSEMBLY/FABRICATION BY CUSTOMER AT THEIR FACILITY XX = LENGTH IN INCHES
RMC-XX	1	14499-XX	XX =
RMCR(1)-XX	1	14499-XX	XX =
RMCR(2)-XX	1	14499-XX	XX =
RCR(1)-XX	1	14499-XX	XX =
RCR(2)-XX	1	14499-XX	XX =
RMCL(1)-XX	1	14499-XX	XX =
RMCL(2)-XX	1	14499-XX	XX =
RCL(1)-XX	1	14499-XX	XX =
RCL(2)-XX	1	14499-XX	XX =
BMC-XX	1	14499-XX	XX =
BMCR(1)-XX	1	14499-XX	XX =
BMCR(2)-XX	1	14499-XX	XX =
BCR(1)-XX	1	14499-XX	XX =
BCR(2)-XX	1	14499-XX	XX =
BMCL(1)-XX	1	14499-XX	XX =
BCL(1)-XX	1	14499-XX	XX =
BCL(2)-XX	1	14499-XX	XX =
BMDR-XX	1	14499-XX	XX =
DRR(1)-XX	1	14499-XX	XX =
DRR(2)-XX	1	14499-XX	XX =

NOTE: WHEN SHIPPING BULK HOSE AND FITTINGS, SEND THE FOLLOWING QUANTITY OF ITEMS;
 HOSE, PART #HC14500, 150'
 FITTINGS, PART #FF14502, 46 PIECES

HOW TO MEASURE HOSE LENGTHS:



IMPORTANT! LEAVE ROOM FOR PRESS AND CLAMP MOVEMENT!

DI-4L4L-2DL-R

PFA, INC.	
N18 V18231 BUNSEN DRIVE, GERMANTOWN, VI. 53022	
266-250-4410, 266-250-4409 (Fax), pfa-inc.com	
HEM 4-5-18	INSTALLATION KIT
SCALE N.T.S.	DRAWING NUMBER
SHEET 1 of 1	DI-4L4L-2DL-R