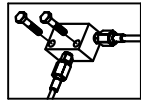
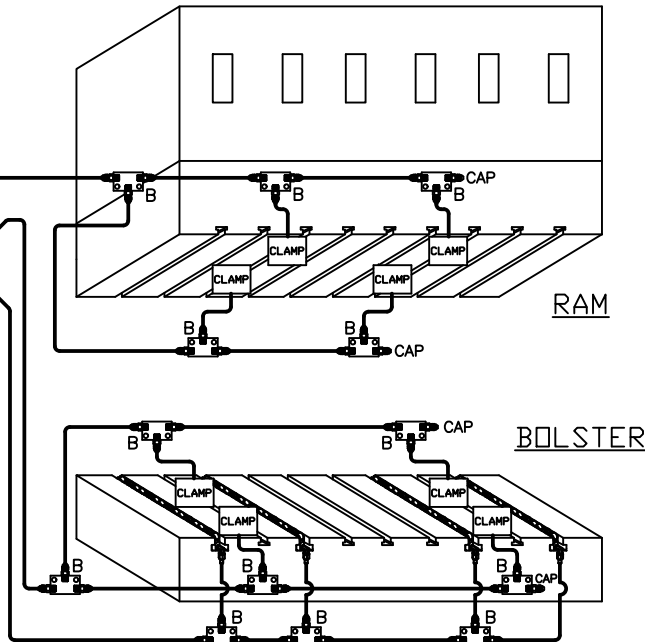
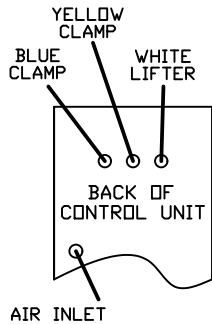


MOUNTING EXAMPLE



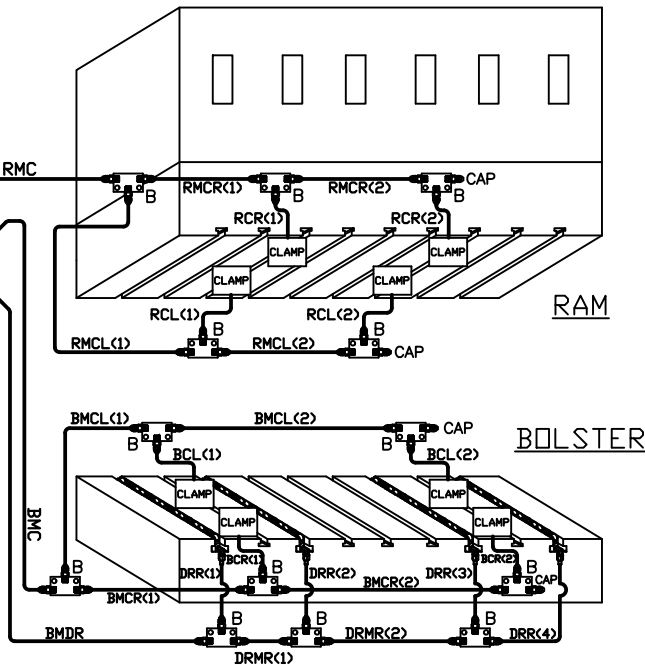
TO CONTROLLER BLUE CLAMP (ZONE 1)
 TO CONTROLLER YELLOW CLAMP (ZONE 2)
 TO CONTROLLER WHITE LIFTER (ZONE 3)
 NOT USED



RAM MAIN CLAMP (RMC)

TO CONTROLLER BLUE CLAMP (ZONE 1)
 TO CONTROLLER YELLOW CLAMP (ZONE 2)
 TO CONTROLLER WHITE LIFTER (ZONE 3)
 NOT USED

BOLSTER MAIN CLAMP (BMC)



DI-4L4L-4DL INSTALLATION KIT

ILLUSTRATION	QTY	PFA-ACC P/N	DESCRIPTION
B	13	HC14649	MANIFOLD, FULL ASSY
	BOM (EACH)		
	1	HB10680	MANIFOLD CONNECTOR, STRAIGHT CAP, 37° FLARE
	3	FF00019	FF01835
C	1	HC10050	MANIFOLD, FULL ASSY
	BOM (EACH)		
	1	HB10050	MANIFOLD CONNECTOR, ELBOW 90°
	4	FF00070	CONNECTOR, ELBOW, 45°
	4	FF01835	CAP, 37° FLARE
	2	2214793	STICKER, BLUE
	2	2214792	STICKER, YELLOW
	2	2214794	STICKER, WHITE
	2	2214791	STICKER, BLACK
	2	FA80224	1/4-20 HEX SCREW x 1 1/2" LONG
D	12	FA86237	DOUBLE JIFFY CLIP (NOT SHOWN)
E	22	FA05768	JIFFY CLIP (NOT SHOWN)
F	34	FA30406	1/4-20 BTHD SCREW x 3/8" LONG (NOT SHOWN)

ILLUSTRATION	QTY	PFA-ACC P/N	DESCRIPTION
			NOTE: HOSE AND LOOSE FITTINGS SHIPPED IN BULK. HOSE ASSEMBLY/FABRICATION BY CUSTOMER AT THEIR FACILITY XX = LENGTH IN INCHES
	RMC-XX	1	14499-XX
	RMCR(1)-XX	1	14499-XX
	RMCR(2)-XX	1	14499-XX
	RCR(1)-XX	1	14499-XX
	RCR(2)-XX	1	14499-XX
	RMCL(1)-XX	1	14499-XX
	RMCL(2)-XX	1	14499-XX
	RCL(1)-XX	1	14499-XX
	RCL(2)-XX	1	14499-XX
	BMC-XX	1	14499-XX
	BMCR(1)-XX	1	14499-XX
	BMCR(2)-XX	1	14499-XX
	BMCL(1)-XX	1	14499-XX
BMCL(2)-XX	1	14499-XX	
BCL(1)-XX	1	14499-XX	
BCL(2)-XX	1	14499-XX	
BMDR-XX	1	14499-XX	
DRMR(1)	1	14499-XX	
DRMR(2)	1	14499-XX	
DRR(1)-XX	1	14499-XX	
DRR(2)-XX	1	14499-XX	
DRR(3)-XX	1	14499-XX	
DRR(4)-XX	1	14499-XX	

NOTE: WHEN SHIPPING BULK HOSE AND FITTINGS, SEND THE FOLLOWING QUANTITY OF ITEMS:
 HOSE, PART #H014500, 140 FEET
 FITTINGS, PART #FF14502, 52 PIECES

HOW TO MEASURE HOSE LENGTHS:

IMPORTANT: LEAVE ROOM FOR PRESS AND CLAMP MOVEMENT!

DI-4L4L-4DL

REV. A, AND FULL REVISION DATE 01-10-08		PFA, INC.
	HDN 6-18-09	N18 W18251 BUNSEN DRIVE, GERMANTOWN, VI. 53082 262-250-4410, 262-250-4499 (fax), pfa-inc.com
	SCALE	N.T.S.
	SHEET	1 of 1
		INSTALLATION KIT
		DRAWING NUMBER
		DI-4L4L-4DL