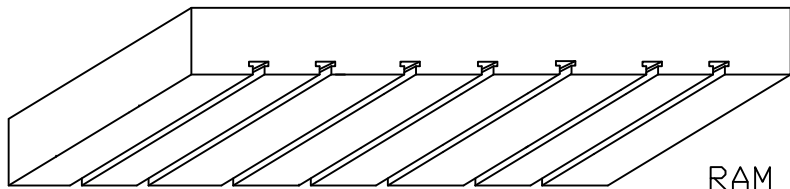
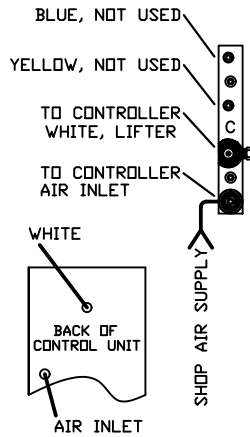
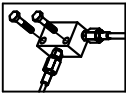
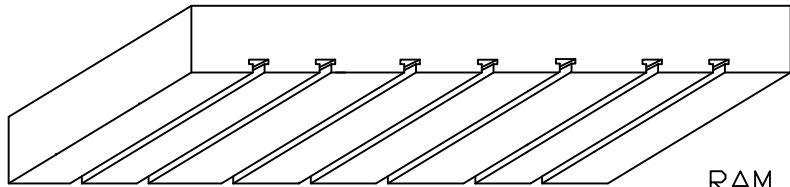
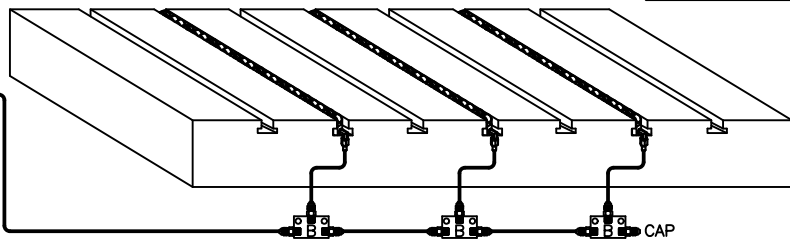


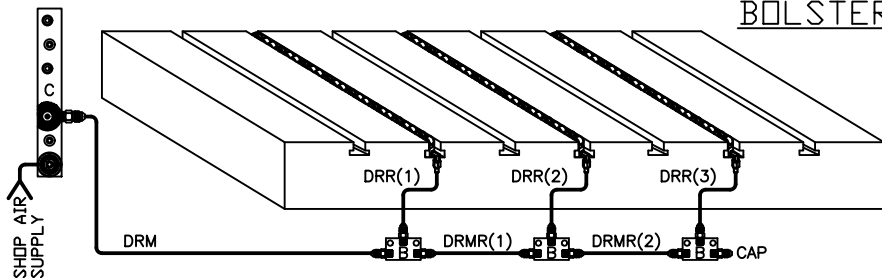
MOUNTING EXAMPLE



RAM
BOLSTER



RAM
BOLSTER



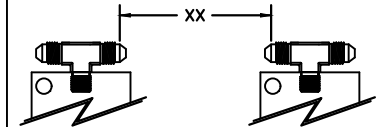
DI-3DL-R INSTALLATION KIT

ILLUSTRATION	QTY	PFA-ACC P/N	DESCRIPTION
B	3	HC14849	MANIFOLD, FULL ASSY
	BOM (EACH)		
	1	HB10880 FF00019 FF01835	MANIFOLD CONNECTOR, STRAIGHT CAP, 37° FLARE
	2	FA80200	1/4-20 HEX SCREW x 1 1/4" LONG
C	1	HL02711W	MANIFOLD, FULL ASSY
	BOM (EACH)		
	1	HB02710 FF00019 FF00011 FF00024 FF01835 2214784	MANIFOLD CONNECTOR, 1/8M x JIC CONNECTOR, 1/8M x 1/8M CONNECTOR, ODC MALE CONNECTOR, AIR CPLR STICKER, WHITE
	1	FF01835	CAP, 37° FLARE
E	12	FA05788	JIFFY CLIP (NOT SHOWN)
	12	FA30408	1/4-20 BTHD SCREW x 3/8" LONG (NOT SHOWN)

ILLUSTRATION	QTY	PFA-ACC P/N	DESCRIPTION
			NOTE: HOSE AND LOOSE FITTINGS SHIPPED IN BULK. HOSE ASSEMBLY/FABRICATION BY CUSTOMER AT THEIR FACILITY XX = LENGTH IN INCHES
DRM-XX	1	14499-XX	XX =
DRMR(1)-XX	1	14499-XX	XX =
DRMR(2)-XX	1	14499-XX	XX =
DRR(1)-XX	1	14499-XX	XX =
DRR(2)-XX	1	14499-XX	XX =
DRR(3)-XX	1	14499-XX	XX =

NOTE: WHEN SHIPPING BULK HOSE AND FITTINGS, SEND THE FOLLOWING QUANTITY OF ITEMS: HOSE, PART #H014500, 45 FEET FITTINGS, PART #FF14502, 14 PIECES

HOW TO MEASURE HOSE LENGTHS:



IMPORTANT! LEAVE ROOM FOR PRESS AND CLAMP MOVEMENT!

DI-3DL-R

HEM 8-13-20		PFA, INC. N118 W18251 BUNSEN DRIVE, GERHANTOWN, VI. 53022 262-250-4410, 262-250-4409 (Fax), pfa-inc.com	
SCALE	N.T.S.	INSTALLATION KIT	
SHEET	1 of 1	DRAWING NUMBER	DI-3DL-R