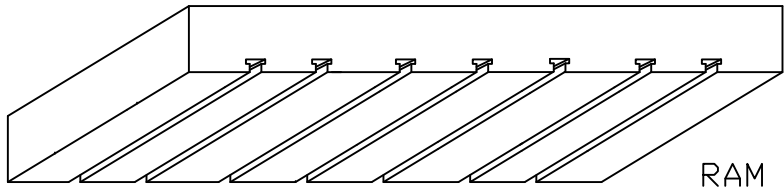
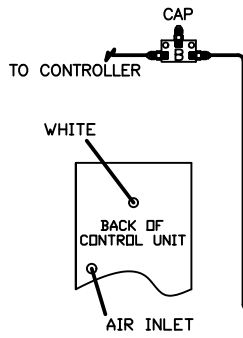
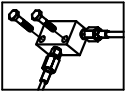
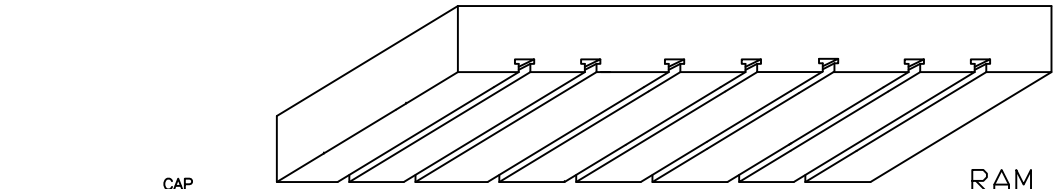
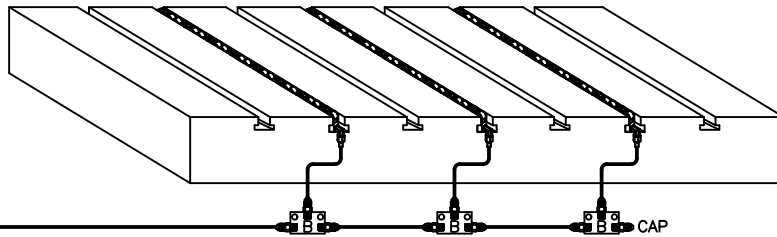


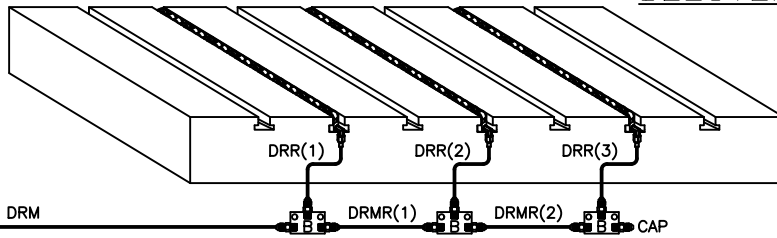
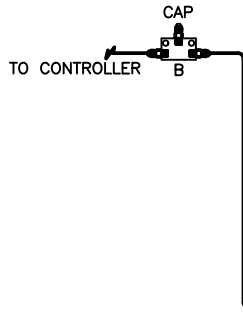
MOUNTING EXAMPLE



RAM
BOLSTER



RAM
BOLSTER



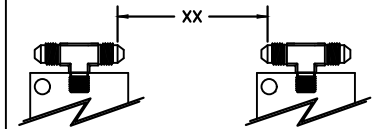
DI-3DL INSTALLATION KIT

ILLUSTRATION	QTY	PFA-ACC P/N	DESCRIPTION
B	4	HC14649	MANIFOLD, FULL ASSY
	BOM (EACH)		
	1	HB10690 FF00019 FF01635	MANIFOLD CONNECTOR, STRAIGHT CAP, 37° FLARE
	2	FA60200	1/4"-20 HEX SCREW x 1 1/4" LONG
E	12	FA05768	JIFFY CLIP (NOT SHOWN)
F	12	FA30406	1/4"-20 8THD SCREW x 3/8" LONG (NOT SHOWN)

ILLUSTRATION	QTY	PFA-ACC P/N	DESCRIPTION
			NOTE: HOSE AND LOOSE FITTINGS SHIPPED IN BULK. HOSE ASSEMBLY/FABRICATION BY CUSTOMER AT THEIR FACILITY. XX = LENGTH IN INCHES
DRM-XX	1	14469-XX	XX =
DRMR(1)-XX	1	14469-XX	XX =
DRMR(2)-XX	1	14469-XX	XX =
DRR(1)-XX	1	14469-XX	XX =
DRR(2)-XX	1	14469-XX	XX =
DRR(3)-XX	1	14469-XX	XX =

NOTE: WHEN SHIPPING BULK HOSE AND FITTINGS, SEND THE FOLLOWING QUANTITY OF ITEMS;
HOSE, PART #HO14500, 45 FEET
FITTINGS, PART #FF14502, 14 PIECES

HOW TO MEASURE HOSE LENGTHS:



IMPORTANT! LEAVE ROOM FOR PRESS AND CLAMP MOVEMENT!

DI-3DL

REV. 6-26-14, REV. 7, REVISE BULK HOSE, ECU, M1-56 REV. 7-10-13, REV. 8, ADD BULK HOSE, ECU, M13-17	HEM 6-16-09	PFA, INC. N118 W18251 BUNSEN DRIVE, GERMANTOWN, VI. 53022 262-250-4410, 262-250-4409 (fax), pfa-inc.com
	SCALE N.T.S.	INSTALLATION KIT
	SHEET 1 of 1	DRAWING NUMBER DI-3DL